





ENERG



HISENSE

WD5I1245BBRH



177 kWh /

37 kWh /

8.0 kg



12.0 kg

34 L



44 L

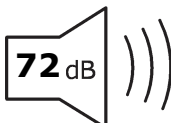
9:55



4:00



ABCDEFG



ABCD