

MANUALE D'USO

SPREMIAGRUMI

INSTRUCTION MANUAL

CITRUS JUICER

MANUEL D'UTILISATION

PRESSE-AGRUMES

BEDIENUNGSHANDBUCH

ZITRUSPRESSE

GEBRUIKSAANWIJZING

CITRUSPERS

MANUAL DE USO

EXPRIMIDOR DE CÍTRICOS

MANUAL DE UTILIZAÇÃO

ESPREMEDOR DE CITRINOS

BRUKSANVISNING

CITRUSPRESS

РУКОВОДСТВО ПО ЭКСПЛУАТАЦИИ

СОКОВЫЖИМАЛКА ДЛЯ ЦИТРУСОВЫХ

BRUGERVEJLEDNING

CITRUSPRESSER

INSTRUKCJA OBSŁUGI

WYCISKARKA DO CYTRUSÓW

KÄYTTÖOPAS

SITRUSPURISTIN

BRUKSANVISNING

SITRUSPRESSE

دليل التعليمات

عصارة حمضيات

IT

EN

FR

DE

NL

ES

PT

SV

RU

DA

PL

FI

NO

AR

 smeg

Informazioni importanti per l'utente
Important information for the user
Informations importantes pour l'utilisateur
Wichtige Informationen für den Benutzer
Belangrijke informatie voor de gebruiker
Información importante para el usuario
Informações importantes para o utilizador
Viktig information för användaren
Важная информация для пользователя
Viktig information til brugeren
Ważne informacje dla użytkownika
Tärkeittä tietoja käyttäjälle
Viktig informasjon for brukere
معلومات هامة للمستخدم



Avvertenze / Recommendations / Avertissements / Hinweise
Waarschuwingen / Advertencias / Advertências / Varningar / Меры
предосторожности / Advarslar / Ostrzeżenia / Varoitus / Advarslar / تحذيرات



Descrizione / Description / Description / Beschreibung / Beschrijving /
Descripción / Descrição / Beskrivning / Описание / Beskrivelse / Opis /
Kuvaus / Beksrivelse / الوصف



Uso / Use / Utilisation / Gebrauch / Gebruik / Uso / Utilização / Användning /
Использование / Anvendelse / Użytkowanie / Käyttö / Bruk / الإستعمال



Pulizia e manutenzione / Cleaning and care / Nettoyage et entretien /
Reinigung und Wartung / Reiniging en onderhoud / Limpieza y mantenimiento /
Limpeza e manutenção / Rengöring och underhåll / Чистка и техническое
обслуживание / Rengøring og vedligeholdelse / Czyszczenie i konserwacja /
Puhdistus ja hoito / Rengjøring og vedlikehold / التنظيف و الصيانة



Avvertenza di sicurezza / Safety instructions / Consignes de sécurité /
Sicherheitshinweise / Veiligheidswaarschuwingen / Advertencia de seguridad
/ Advertências de segurança / Säkerhetsvarning / Предупреждение о
безопасности / Sikkerhedsanvisninger / Ostrzeżenie dotyczące bezpieczeństwa
/ Turvallisuuteen liittyvät varoitukset / Sikkerhetsadvarslar / تحذير للسلامة



Informazione / Information / Information / Information / Informatie /
Información / Informação / Information / Информация / Information /
Informacja / Tietoja / Informasjon / معلومات



Suggerimento / Advice / Conseil / Empfehlungen / Aanbeveling / Sugerencia /
Sugestões / Råd / Рекомендация / Forslag / Porada / Neuvo / Forslag / اقتراحات

Gentile Cliente, La ringraziamo vivamente per il Suo acquisto. I nostri prodotti sono unici perché uniscono una spiccata ricerca estetica alla progettazione tecnica innovativa. Essi sono coordinati con altri prodotti in gamma e possono costituire elementi d'arredo e di design. Augurandole di apprezzare appieno le funzionalità del Suo elettrodomestico, Le porgiamo i nostri più cordiali saluti.

Dear Customer, Thank you for purchasing one of our appliances. Our products are unique because they combine iconic style with innovative technical solutions. They match perfectly with other products in our range and work equally well as a standalone design objects in your kitchen. We hope you enjoy using your new appliance! Best regards.

Cher client, merci beaucoup pour votre achat. Nos produits sont uniques car ils combinent une forte recherche esthétique avec une conception technique innovante. Ils sont coordonnés avec d'autres produits de la gamme et peuvent constituer des éléments d'ameublement et de design. En espérant que vous pourrez apprécier pleinement votre nouvel appareil électroménager, nous vous adressons nos meilleures salutations.

Sehr geehrter Kunde, wir danken Ihnen herzlich für den Kauf. Unsere Produkte sind einzigartig, da sich in ihnen eine gewissenhafte Designforschung und eine innovative technische Planung vereinen. Sie sind mit anderen Produkten des Sortiments kombinierbar und stellen ausgefallene Einrichtungs- und Designgegenstände dar. Wir hoffen, dass Sie Ihr neues Haushaltsgerät voll und ganz schätzen werden und verbleiben mit freundlichen Grüßen.

Beste klant, hartelijk dank voor uw aankoop. Onze producten zijn uniek omdat ze esthetiek combineren met innovatief technisch ontwerp. De producten zijn uitstekend te combineren andere producten van het assortiment en kunnen worden gebruikt als meubel- en designelementen. We hopen dat u volop van uw nieuwe huishoudelijke apparaat zult genieten. Met vriendelijke groet

Estimado cliente, le damos las gracias por su compra. Nuestros productos son únicos porque combinan una notable búsqueda estética con un diseño técnico innovador. Se combinan con otros productos de la gama y se pueden utilizar como elementos de decoración y diseño. Le deseamos que pueda apreciar plenamente su nuevo electrodoméstico. Le enviamos nuestros saludos más cordiales.

Prezado cliente, Muito obrigado pela sua compra. Os nossos produtos são únicos porque combinam uma forte busca estética com um desenho técnico inovador. São coordenados com outros produtos da linha e podem constituir elementos de decoração e design. Esperando que possa desfrutar totalmente das funcionalidades do seu eletrodoméstico, enviamos-lhe os nossos melhores cumprimentos.

Bäste kund, vi vill tacka dig för ditt köp. Våra produkter är unika eftersom de kombinerar ett estetiskt nytänkande med innovativ teknik. Våra produkter passar med de andra i samma serie och kan användas som föremål inom heminredningen för att ge en särskild känsla av stil i ditt hem. Vi hoppas att du till fullo kommer att uppskatta funktionerna hos din hushållsmaskin. Med bästa hälsningar.

Уважаемый покупатель! Благодарим Вас за покупку. Наши изделия уникальны, поскольку они сочетают в себе великолепный дизайн и передовые технические решения. Кроме того, они комбинируются с другими изделиями из этой линейки и могут стать стильными элементами интерьера и дизайна. Надеемся, что Вы в полной мере оцените функциональные возможности Вашего бытового прибора. С наилучшими пожеланиями.

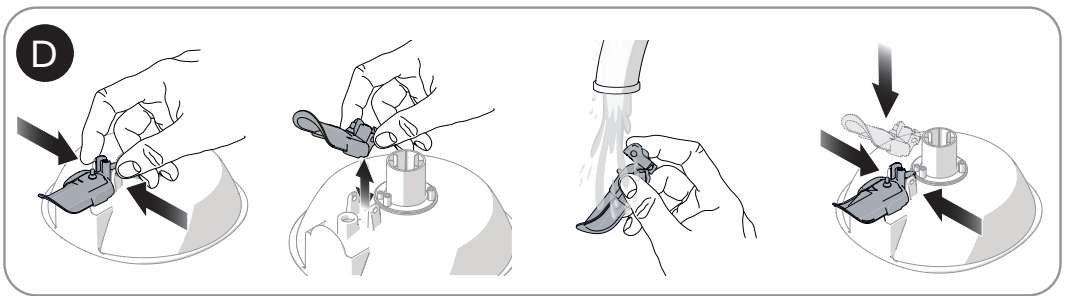
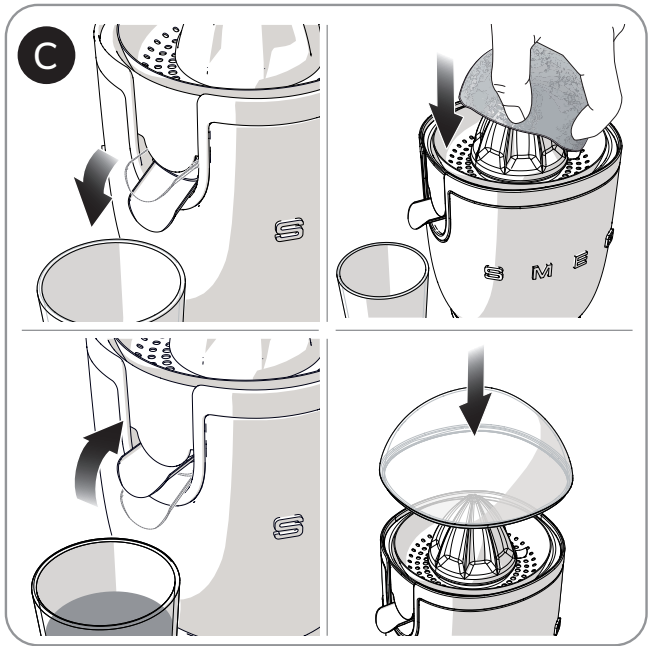
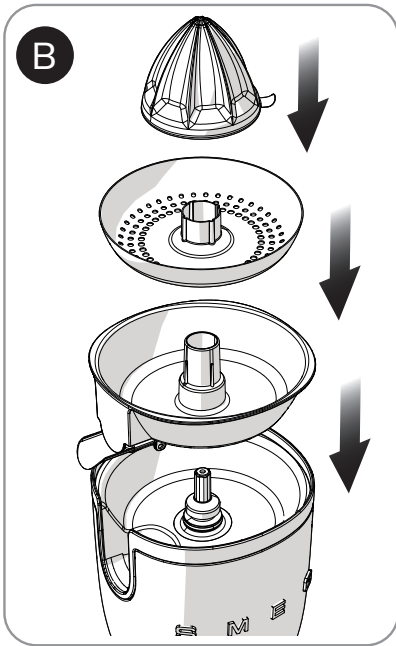
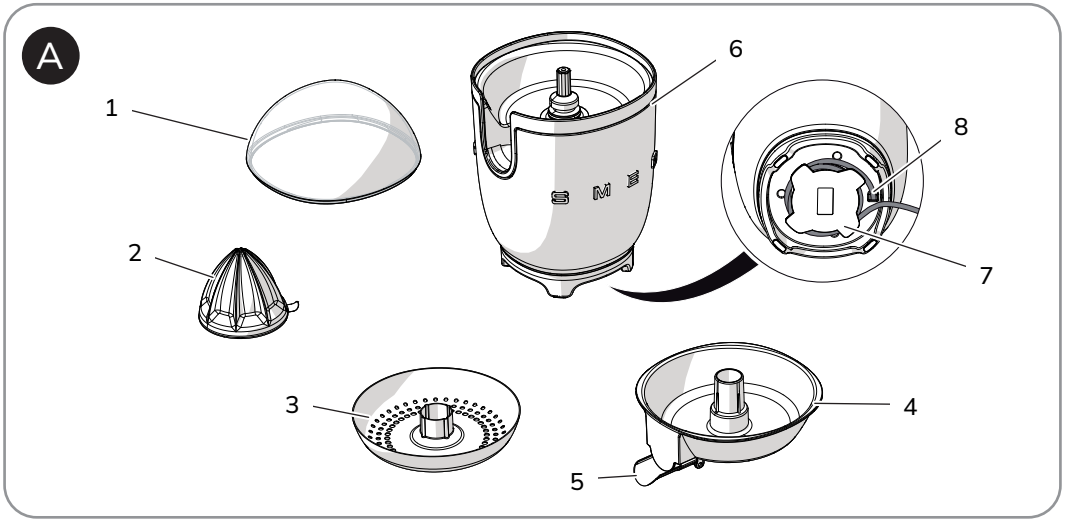
Kære Kunde, mange tak for dit køb. Vores produkter er unikke, da de forener æstetisk research og innovativt teknisk design. De passer perfekt sammen med de andre produkter i serien, og kan stå som et enkeltstående møbel af design. Vi håber, at du vil værdsætte din hårde hvidevares funktionalitet, og sender de bedste hilsener.

Szanowny Kliencie, Dziękujemy za Twój zakup. Nasze produkty są wyjątkowe, ponieważ łączą intensywne badania estetyczne z innowacyjnym projektem technicznym. Są one skoordynowane z innymi produktami z asortymentu i mogą stanowić elementy wyposażenia i wystrój. Mamy nadzieję, że będą Państwu mogli w pełni korzystać z funkcjonalności tego urządzenia. Serdecznie pozdrawiamy.

Arvoisa Asiakas, kiitämme sinua hankintasi johdosta. Tuotteemme ovat ainutlaatuisia, koska niissä yhdistyvät esteettisyys ja innovatiivinen tekninen suunnittelu. Ne sopivat yhteen muiden valikoimaan kuuluvien tuotteiden kanssa toimien samalla sisustus- ja design-tuotteina. Toivomme, että voit nauttia täysin siemauksin kodinkoneesi toiminnoista. Sydämellisin terveisin.

Kjære kunde. Vi takker for at dere valgte å kjøpe et av våre produkter. Våre produkter er unike fordi de forener søken etter estetikk med en nyskaperende teknisk design. De koordineres med andre produkter i vårt sortiment og kan ha funksjon som både møbel- og designvare. Vi håper du får fullt utbytte av ditt husholdningsapparat, og sender deg våre beste hilsener.

تحتفظ جهة التصنيع بحقها في إجراء أية تغييرات تراها ضرورية لتحسين منتجاتها دون إخطار مسبق. لذا، تعتبر الرسوم التوضيحية والأوصاف الواردة في هذا الدليل غير ملزمة ولكنها إرشادية فقط.





1 Instructions

This user manual is an integral part of the appliance and must therefore be kept in its entirety and in an accessible place for the whole working life of the appliance.

1.1 Intended use

- Only use the appliance indoors and at a maximum altitude of 2000 metres.
- This appliance is intended for household use and similar applications such as:
 - staff kitchen areas in shops, offices and other working environments
 - bed and breakfast facilities / farm accommodation
 - by guests in hotels, motels and other residential accommodations.
- Any other use, for example in restaurants, coffee bars and coffee shops is considered improper.
- The appliance may be used to extract the juice of citrus fruit (oranges, grapefruit and lemons). Every other use is considered improper. Do not use the appliance for anything other than its intended use.
- The appliance is not designed to operate with external timers or with remote-control systems.
- The appliance is not to be used by persons (including children) with reduced physical, sensory or mental capabilities, or lack of experience and knowledge, unless they have been given supervision or instruction.
- Children being supervised not to play with the appliance.
- Keep the appliance out of the reach of children younger than 8.
- Cleaning and maintenance may be carried out by children who are at least 8 years old only if they are supervised by an adult.

1.2 General safety instructions

- Unplug the appliance before replacing moving or removable parts (for example, the juicing cone, strainer and juice collector).
- Do not leave the appliance unattended while it is operating.
- Do not immerse the appliance, the motor base, the power cord or the plug in water or any other liquid.
- Do not use the appliance if the power cable or plug appears to be damaged or if the appliance has been dropped or damaged in any way.
- In the event of a fault, or if the power cable is damaged, the appliance must be repaired only by a qualified technician or an authorised technical support centre.
- Prevent the power cable from coming into contact with sharp edges.
- Do not pull on the cord to unplug it from the power socket.
- Do not place the appliance above or near lit hob burners or electric rings, inside an oven or near other heat sources.
- Do not try to repair the appliance yourself or without the assistance of a qualified technician.
- Any modifications to the appliance will make the warranty invalid.
- Disconnect the appliance from the power socket before assembly, disassembly and cleaning, and as soon as you have finished using it.



Instructions

1.3 Caution

- Disconnect the appliance from supply before changing accessories or approaching parts that move in use. Keep hands, hair and clothing, and utensils away from moving parts during operation to prevent personal injury and/or damage to the appliance.
- Always disconnect the citrus juicer from the power socket if it is left unattended and before assembly, disassembly or cleaning.
- Unplug the citrus juicer when it is not being used, before cleaning it and if you notice any fault.
- Let the citrus juicer cool down before cleaning.
- Do not lift, pull or move the citrus juicer using its cable. Always hold the citrus juicer by its motor body when moving it.
- Do not overfill the juice collector.
- Do not use the citrus juicer for long periods. The motor could overheat. If it stops because of prolonged use, allow the motor to cool down for 15-20 minutes.
- Do not use the citrus juicer with parts or accessories of other manufacturers.

- Only use original spare parts. The use of spare parts not approved by the manufacturer could lead to fires, electric shocks or personal injury.
- Only place the citrus juicer on level and dry surfaces.
- Ensure that the citrus juicer is correctly assembled before operating it.
- Avoid spraying liquid on the motor body and cable of the citrus juicer or getting them wet. In the event of contact with liquid, immediately unplug the citrus juicer and dry it thoroughly: Electric shock hazard!
- Before use, check that the strainer and spout are not blocked by pulp residue.
- Keep the citrus juicer clean and empty before and after each use.
- Do not use the citrus juicer for storing objects.

Information on power consumption in off/stand-by mode

Technical data on the appliance's power consumption in off/stand-by mode can be found at www.smeg.com under the page corresponding to the product in question.



1.4 Manufacturer liability

The manufacturer shall not be liable for injuries or property damage caused by:

- Any use of the appliance other than the one it was designed for.
- Not having read the user manual.
- Tampering with any part of the appliance.
- The use of non-original spare parts.
- Not following the safety instructions.

1.5 Disposal



This appliance must be disposed of separately from other waste (Directive 2012/19/EU).

- The appliance does not contain substances in quantities sufficient to be considered hazardous to health and the environment, in accordance with current European directives.
- Old electrical appliances must not be disposed of together with domestic waste! To comply with current legislation, old appliances, on reaching the end of their useful lives, should be taken to a disposal facility where they can be sorted. The relevant local authorities or their waste disposal operators can provide further information.
- Dispose of the packing materials at an appropriate recycling facility.



Plastic packaging Danger of suffocation

- Do not leave the packaging or any part of it unattended.
- Do not let children play with the plastic bags.



Danger of electrocution

- Plug into a 2-pin socket.
- Do not use an adapter.
- Do not use an extension cord.
- Failure to follow these instructions could result in death, fire, or electrical shock.
- Unplug the citrus juicer before cleaning it.
- Do not immerse the motor base in water or other liquids.



Danger of sudden start-up

- Make sure the citrus juicer is unplugged before fitting or removing the juicer components.



Moving parts
Risk of personal injury or damage to the appliance

- Do not operate the citrus juicer for long periods. Leave the motor to cool down before operating it again.
- Do not insert fingers, forks or spoons into the spout. This could cause personal injury or damage the appliance.
- Keep hands, hair, loose jewellery, ties or clothing, spatulas and other objects away from the citrus juicer's cone and strainer to avoid personal injury or damage to the appliance.
- Do not touch the juicing cone or the strainer while the citrus juicer is plugged in.



Improper use
Risk of damage to surfaces

- Do not use steam jets to clean the appliance.
- Do not use cleaning products containing chlorine, ammonia, bleach or alcohol on parts with metallic finishes (e.g. anodised, nickel or chrome-plated).
- Do not use abrasive or corrosive detergents (e.g. powder products, stain removers and metallic scourers).
- Do not use rough or abrasive materials or sharp metal scrapers.

2 Product description (Fig. A)

- 1) Dust cover
- 2) Juicing cone
- 3) Strainer
- 4) Juice collector
- 5) Anti-drip spout
- 6) Motor body
- 7) Built-in cord wrap
- 8) Anti-slip feet



The components intended to come into contact with food are made of materials that comply with the provisions of current legislation.

3 Use

3.1 Before first use

- 1) Remove any labels and stickers from the citrus juicer.
- 2) Carefully wash the components of the citrus juicer and leave to dry completely (see "4.2 Cleaning the components of the citrus juicer").

3.2 Operation (Fig. B)

- 1) Insert the juice collector (4) in its housing above the motor body (6).
- 2) Fit the strainer (3) on the juice collector (4), then fit the cone (2) on the strainer (3).



3.3 Using the citrus juicer (Fig. C)

- 1) Cut the citrus fruit in half.
- 2) Place the citrus juicer on a level and dry surface.
- 3) Open the non-drip spout (5) by lowering it, and position a glass or other recipient underneath.
- 4) Insert the plug into the power socket.
- 5) Press the citrus half onto the juicing cone (2), ensuring that the non-drip spout (5) is open. The motor will start up automatically.
- 6) Once all the juice has been extracted, remove the citrus half from the cone (2) to stop the motor automatically.
- 7) Close the non-drip spout (5).
- 8) Once you have finished using the citrus juicer, thoroughly wash and dry the components (see "4.2 Cleaning the components of the citrus juicer").
- 9) Place the dust cover over the product (1).



Tips and suggestions for the user

- Do not press the citrus fruit down too hard onto the cone in order to prevent the bitter pith being extracted with the juice.
- Do not use hard or sharp objects to remove pulp so as not to scratch or damage the strainer or juicing cone.

4 Cleaning and maintenance

- Do not leave citrus pulp to dry on the citrus juicer surfaces.
- Do not use harsh detergents or sharp objects to wash or remove pulp residue from the citrus juicer's components.

4.1 Cleaning the motor base

To keep the outer surface of the motor base in good condition, it should be cleaned regularly after use. Let the appliance cool down first. Use a soft, damp cloth with mild detergent.

4.2 Cleaning the components of the citrus juicer

The juicing cone (2), lid, (1) strainer (3) and juice collector (4) can also be washed in the dishwasher.

For best results, the anti-drip spout (5) can be detached and washed separately under running water (Fig. D).

Dry the components thoroughly, ensuring you fit the dust cover (1) when the appliance is not in use.

What to do if...

Problem	Cause	Solution
The appliance does not work.	The plug is not properly inserted in the power socket	Insert the plug into the power socket. Do not use adaptors or extensions. Make sure that the main circuit breaker is on.
	The cable is defective	Have the cable replaced at an Authorised Service Centre.
	Lack of power	Make sure that the main circuit breaker is on.
	Motor protection cut-out triggered due to continuous and prolonged use of the appliance	Wait 15/20 minutes for the motor to cool down.



If the problem has not been resolved or in the case of other types of fault, contact your local technical support centre.

Il costruttore si riserva di apportare senza preavviso tutte le modifiche che riterrà utili al miglioramento dei propri prodotti. Le illustrazioni e le descrizioni contenute in questo manuale non sono quindi impegnative ed hanno solo valore indicativo.

The manufacturer reserves the right to make any changes deemed necessary for the improvement of its products without prior notice. The illustrations and descriptions contained in this manual are therefore not binding and are merely indicative.

Le fabricant se réserve la faculté d'apporter, sans préavis, toutes les modifications qu'il jugera utiles pour l'amélioration de ses produits. Les illustrations et les descriptions figurant dans ce manuel ne sont pas contraignantes et n'ont qu'une valeur indicative.

Der Hersteller behält sich vor, ohne vorherige Benachrichtigung alle Änderungen vorzunehmen, die er zur Verbesserung seiner Produkte für nützlich erachtet. Die in diesem Handbuch enthaltenen Illustrationen und Beschreibungen sind daher unverbindlich und dienen nur zur Veranschaulichung.

De fabrikant behoudt zich het recht voor zonder waarschuwing alle wijzigingen aan te brengen die hij nodig acht om zijn producten te verbeteren. De afbeeldingen en de beschrijvingen die aanwezig zijn in deze handleiding zijn niet bindend, en hebben enkel een aanduidende waarde.

El fabricante se reserva el derecho a aportar sin aviso previo todas las modificaciones que considere útiles para la mejora de sus propios productos. Las ilustraciones y las descripciones contenidas en este manual no son vinculantes y tienen solo valor indicativo.

O fabricante reserva-se o direito de efetuar, sem aviso prévio, qualquer modificação que vise o melhoramento dos respetivos produtos. As ilustrações e descrições contidas neste manual não são, por isso, vinculativas e possuem apenas valor indicativo.

Tillverkaren förbehåller sig rätten att genomföra alla de ändringar som anses nödvändiga för att förbättra de egna produkterna utan att meddela detta i förväg. De illustrationer och beskrivningar som finns i aktuell manual är därmed inte bindande utan endast indikativa.

Для улучшения выпускаемой продукции изготовитель оставляет за собой право вносить без предварительного предупреждения любые изменения, которые он сочтет целесообразными. Рисунки и описания, содержащиеся в данном руководстве, не являются обязывающими и носят ознакомительный характер.

Fabrikanten forbeholder sig retten til, uden varsel, at udføre alle de ændringer, der vurderes nyttige for at forbedre egne produkter. Tegningerne og beskrivelserne i denne manual er derfor kun vejledende og ikke bindende.

Producent zastrzega sobie prawo do nanoszenia, bez uprzedniego powiadomienia, wszelkich zmian, które uzna za stosowne w celu ulepszenia swoich produktów. Rysunki i opisy zawarte w niniejszej instrukcji nie są zobowiązujące i mają jedynie charakter orientacyjny.

Valmistaja pidättää itsellään oikeuden tehdä ohjeisiin mielestään tarpeellisia muutoksia ilman ennakoilmoitusta. Tässä oppaassa olevat kuvat ja piirrokset eivät näin ollen ole sitovia, vaan ne annetaan vain viitteellisessä mielessä.

Produsenten forbeholder seg rett til å foreta endringer på sine produkter grunnet tekniske fremskritt, uten forutgående varsel. Illustrasjonene og beskrivelsene i denne bruksanvisningen er derfor ikke bindende og skal kun betraktes som retningsgivende.

عملينا العزيز، شكرا لك على شراء أحد أجهزتنا. تعد منتجاتنا فريدة لأنها تجمع بين الأسلوب المميز والحلول التقنية المبتكرة. وهي تتناسب تماما مع المنتجات الأخرى في مجموعتنا وتعمل بنفس القدر كتصميمات قائمة بذاتها في مطبخك. نأمل أن تستمتع باستخدام هذا الجهاز الجديد! وتفضلوا بقبول وافر الاحترام والتقدير.